

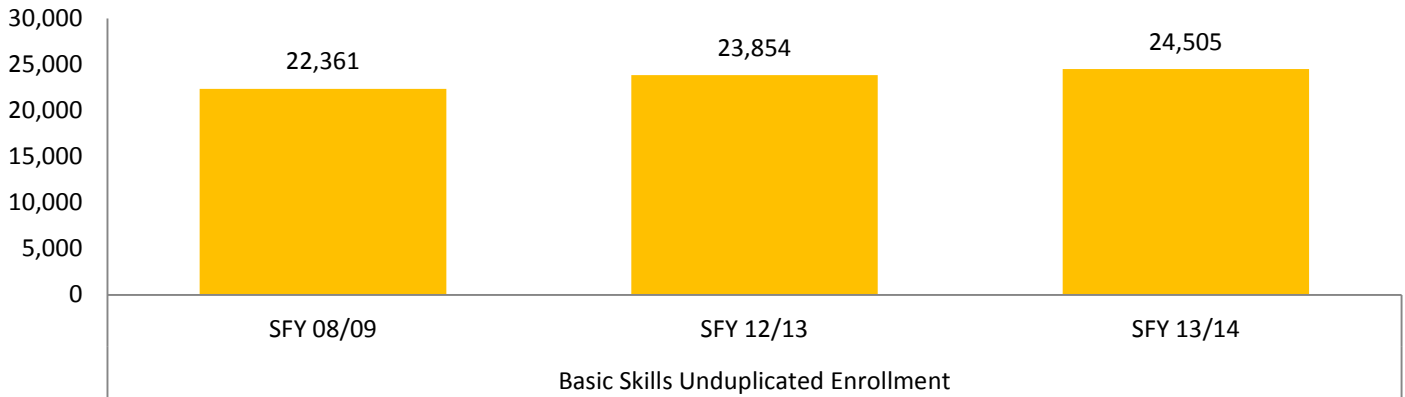


BASIC SKILLS

NEEDⁱ

GAP: Number of people 18 to 24 without a HS Diploma in the region	24,349
GAP: Number of people 25 and over with less than a 9th grade education in the region	94,040
GAP: Number of people 25 and over with at least a 9th grade education, but no diploma in the region	70,695

ENROLLMENT



PERCENT OF NEED MET

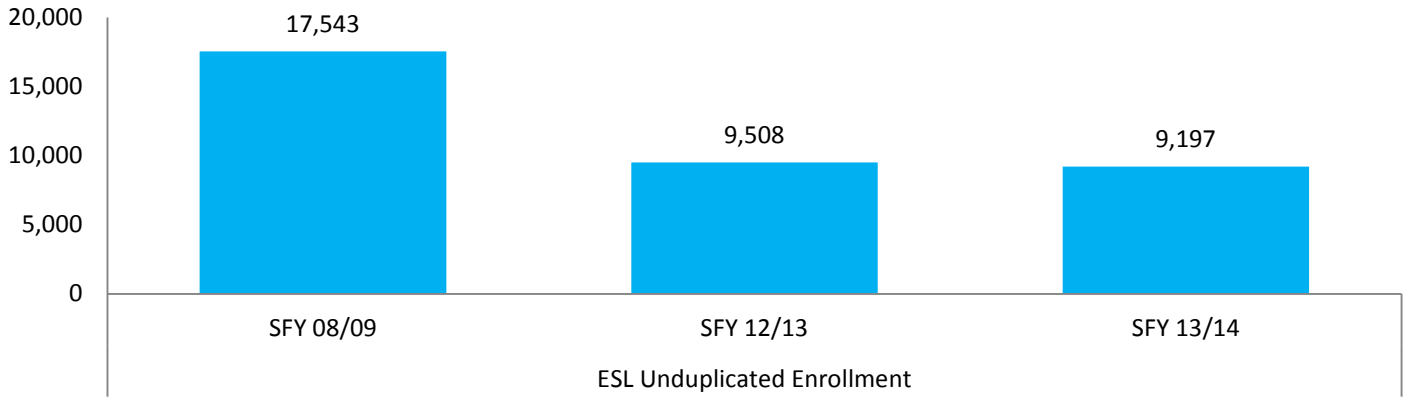
SFY 08/09	SFY 13/14
11.8%	13.0%

ENGLISH AS SECOND LANGUAGE (ESL)

NEED

GAP: Number of people that speak English "less than well" (age 5 & over)	218,665
GAP: Limited English Proficient population, age 16-64 (Oxnard – Thousand Oaks – Ventura)	91,231

ENROLLMENT



PERCENT OF NEED MET

SFY 08/09	SFY 13/14
8.0%	4.2%

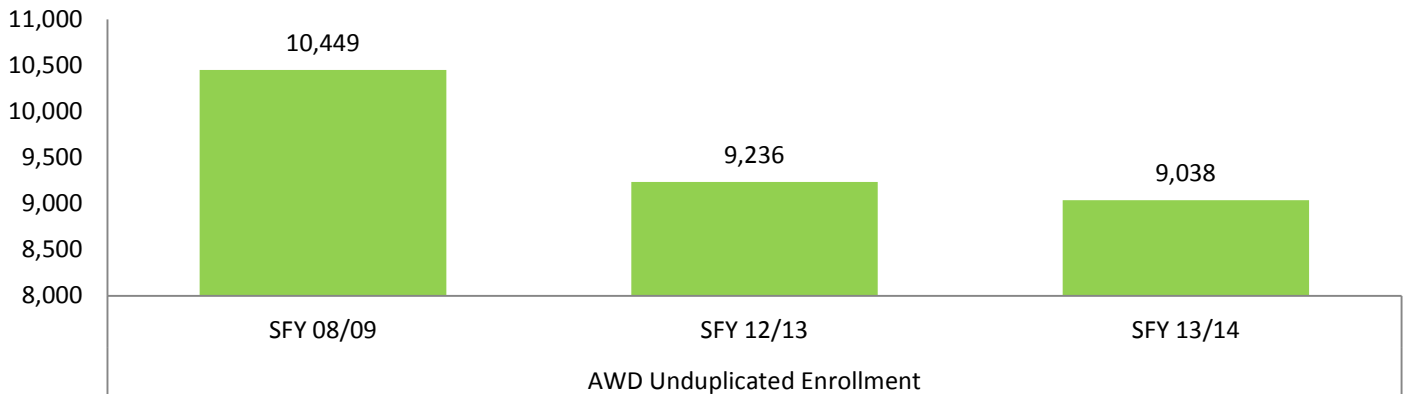


ADULTS WITH DISABILITIES (AWD)

NEED

GAP: Number of people that have a cognitive difficulty	31,258
--	--------

ENROLLMENT



PERCENT OF NEED MET

SFY 08/09	SFY 13/14
33.4%	28.9%

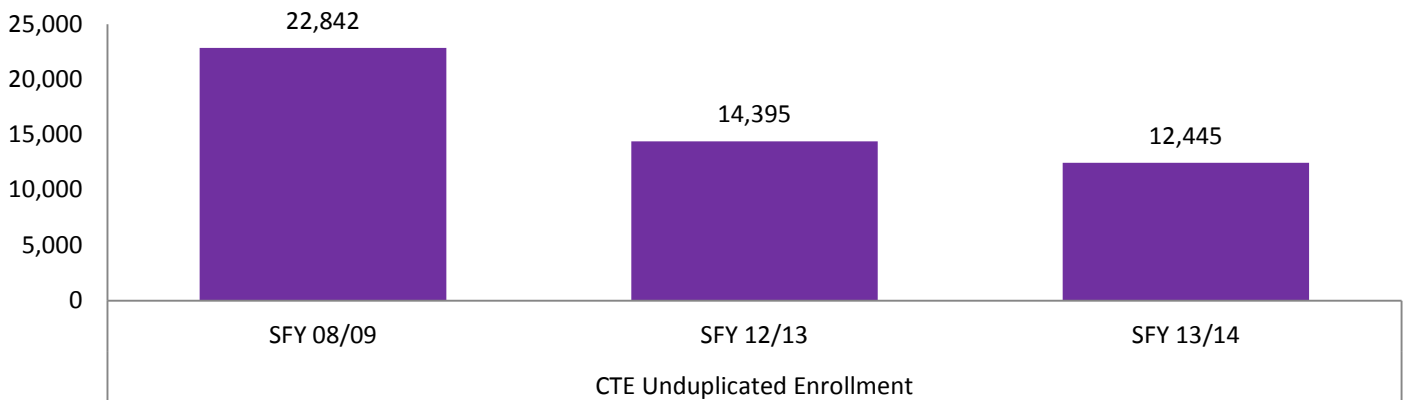
CAREER TECHNICAL EDUCATION (CTE)

NEED

GAP: Number of unemployed people aged 25 to 64 with less than a high school diploma	13,432
---	--------

GAP: Number of unemployed people aged 20 to 24	16,352
--	--------

ENROLLMENT



PERCENT OF NEED MET

SFY 08/09	SFY 13/14
76.7%	41.8%

ⁱ Source for "Need" data comes from the U.S. Census Bureau's 2012 American Community Survey (ACS).