

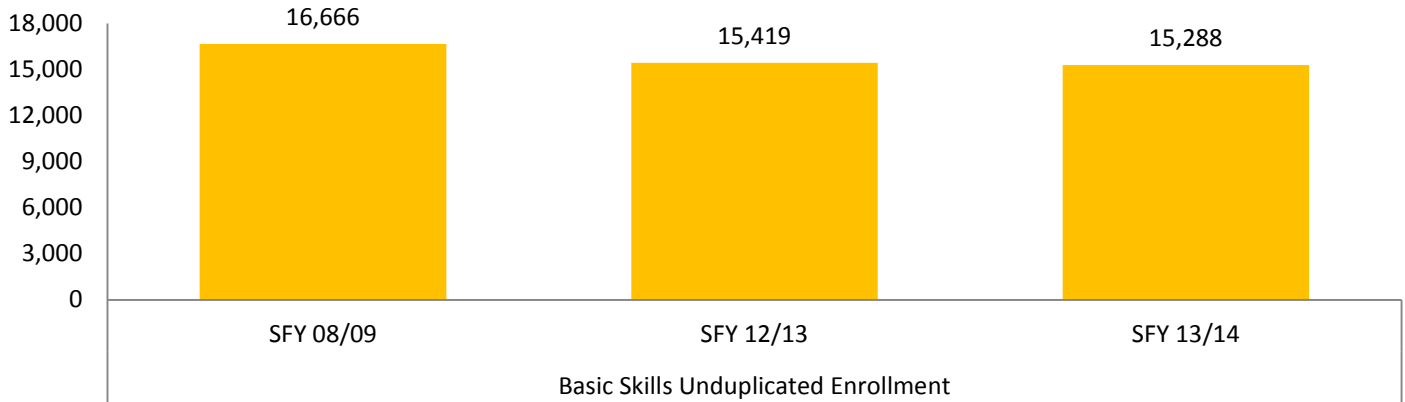


**BASIC SKILLS**

**NEED<sup>i</sup>**

GAP: Number of people 18 to 24 without a HS Diploma in the region	13,873
GAP: Number of people 25 and over with less than a 9th grade education in the region	31,559
GAP: Number of people 25 and over with at least a 9th grade education, but no diploma in the region	59,588

**ENROLLMENT**



**PERCENT OF NEED MET**

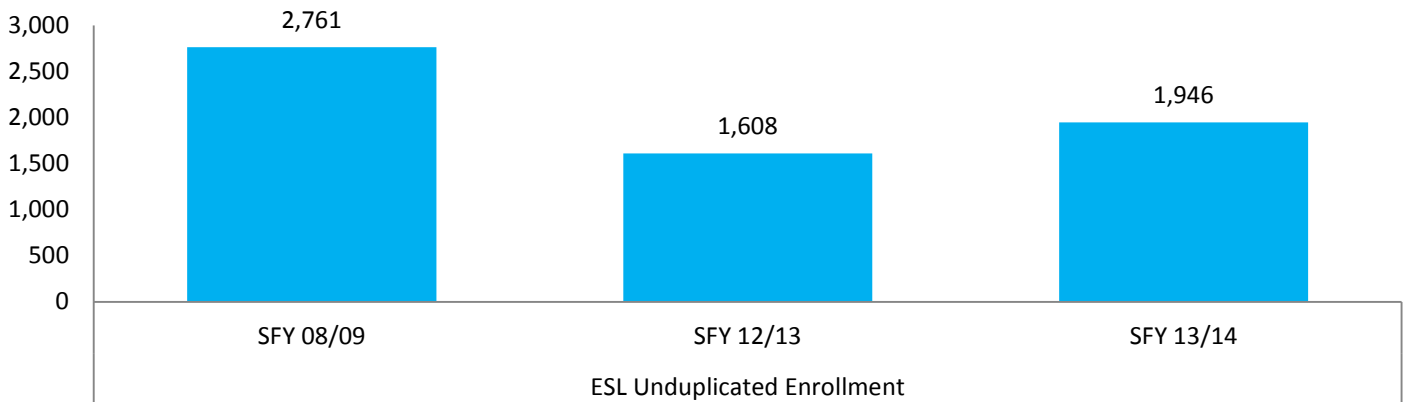
SFY 08/09	SFY 13/14
15.9%	14.6%

**ENGLISH AS SECOND LANGUAGE (ESL)**

**NEED**

GAP: Number of people that speak English "less than well" (age 5 & over)	50,006
--	--------

**ENROLLMENT**



**PERCENT OF NEED MET**

SFY 08/09	SFY 13/14
5.5%	3.9%

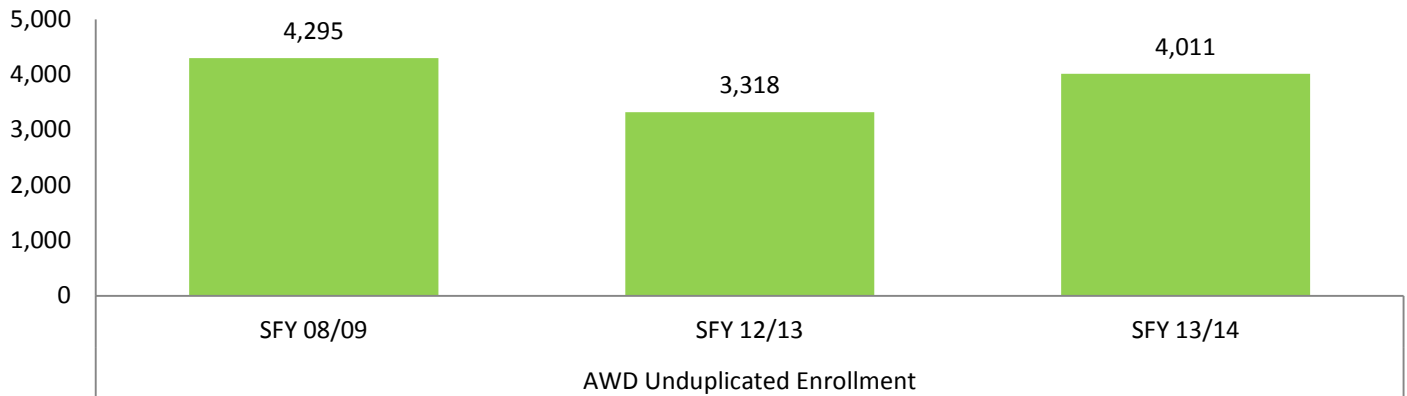


**ADULTS WITH DISABILITIES (AWD)**

**NEED**

GAP: Number of people that have a cognitive difficulty	43,778
--	--------

**ENROLLMENT**



**PERCENT OF NEED MET**

SFY 08/09	SFY 13/14
9.8%	9.2%

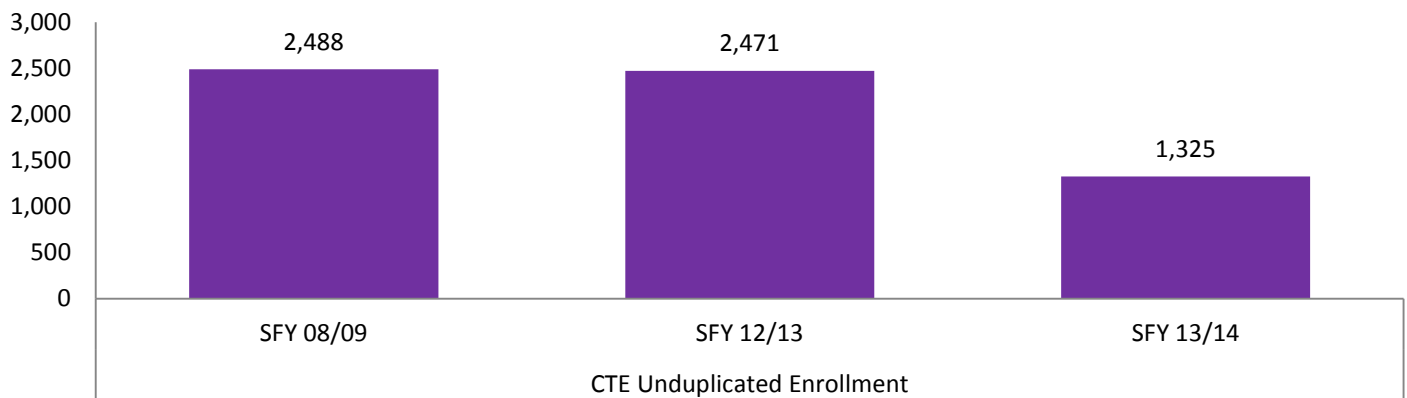
**CAREER TECHNICAL EDUCATION (CTE)**

**NEED**

GAP: Number of unemployed people aged 25 to 64 with less than a high school diploma	13,372
---	--------

GAP: Number of unemployed people aged 20 to 24	12,317
--	--------

**ENROLLMENT**



**PERCENT OF NEED MET**

SFY 08/09	SFY 13/14
9.7%	5.2%

<sup>i</sup> Source for "Need" data comes from the U.S. Census Bureau's 2012 American Community Survey (ACS).