

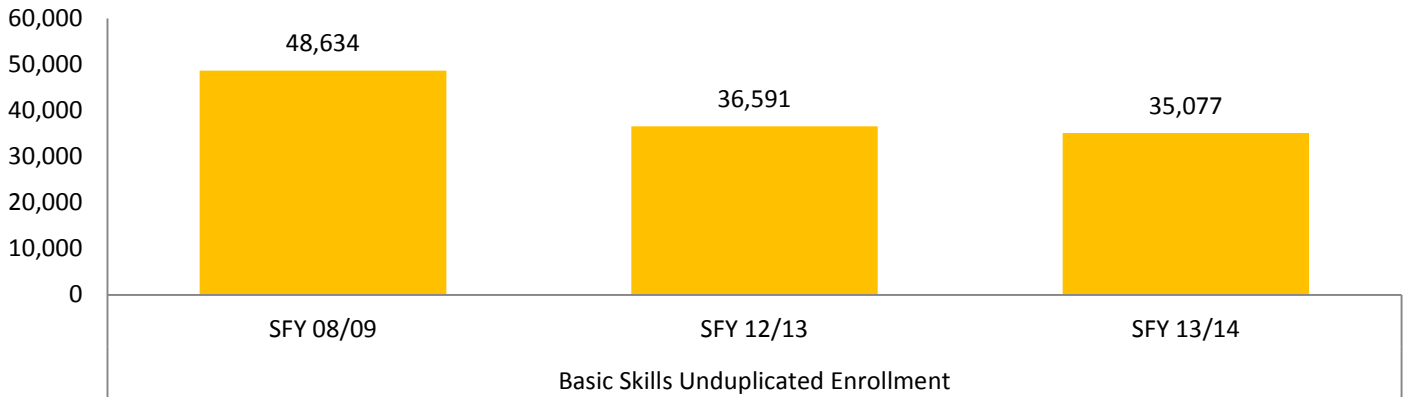


**BASIC SKILLS**

**NEED<sup>i</sup>**

GAP: Number of people 18 to 24 without a HS Diploma in the region	33,835
GAP: Number of people 25 and over with less than a 9th grade education in the region	97,807
GAP: Number of people 25 and over with at least a 9th grade education, but no diploma in the region	102,954

**ENROLLMENT**



**PERCENT OF NEED MET**

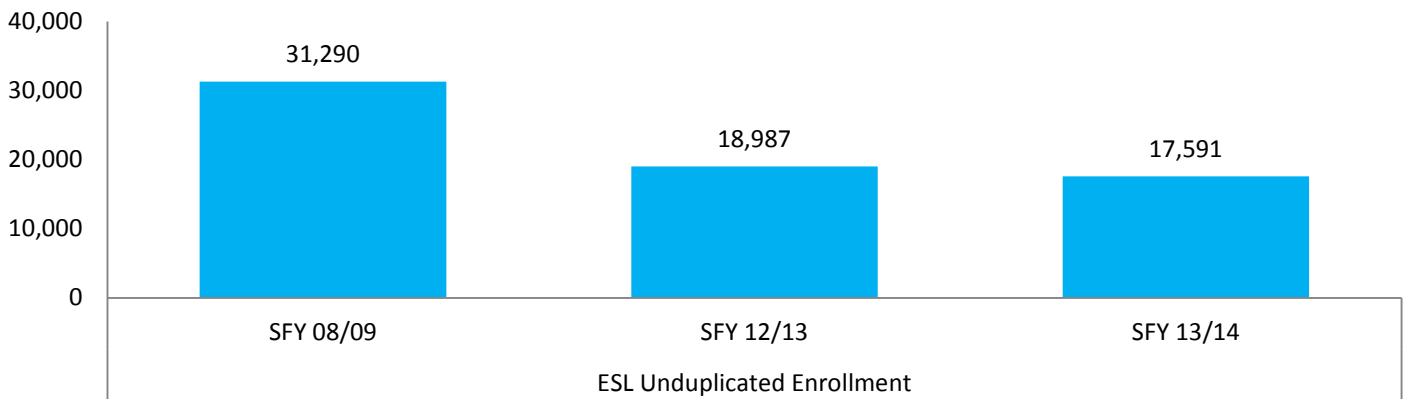
SFY 08/09	SFY 13/14
20.7%	15.0%

**ENGLISH AS SECOND LANGUAGE (ESL)**

**NEED**

GAP: Number of people that speak English "less than well" (age 5 & over)	263,858
GAP: Limited English Proficient population, age 16-64 (Sacramento – Arden-Arcade – Roseville)	182,651

**ENROLLMENT**



**PERCENT OF NEED MET**

SFY 08/09	SFY 13/14
11.9%	6.7%

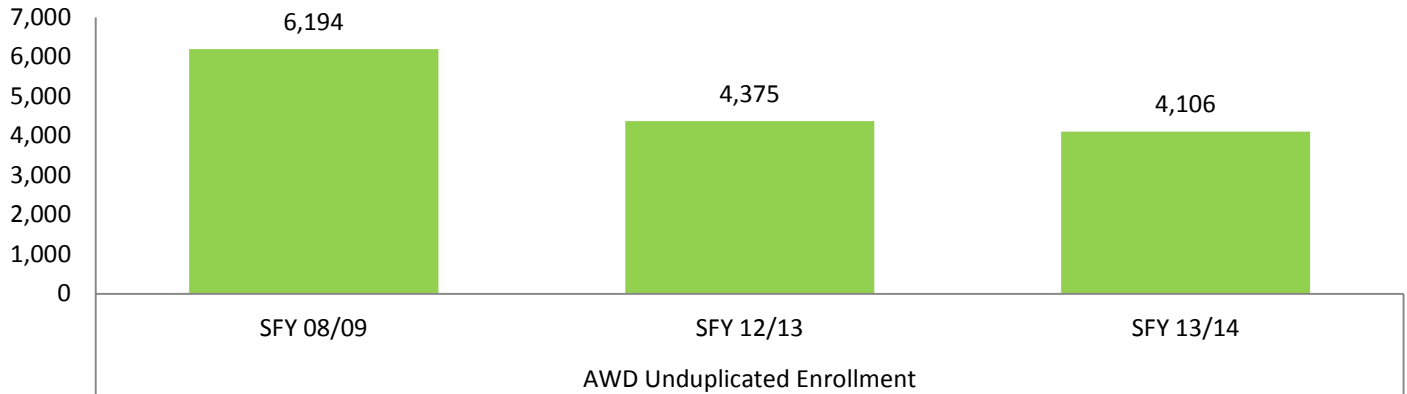


**ADULTS WITH DISABILITIES (AWD)**

**NEED**

GAP: Number of people that have a cognitive difficulty	69,038
--	--------

**ENROLLMENT**



**PERCENT OF NEED MET**

SFY 08/09	SFY 13/14
9.0%	5.9%

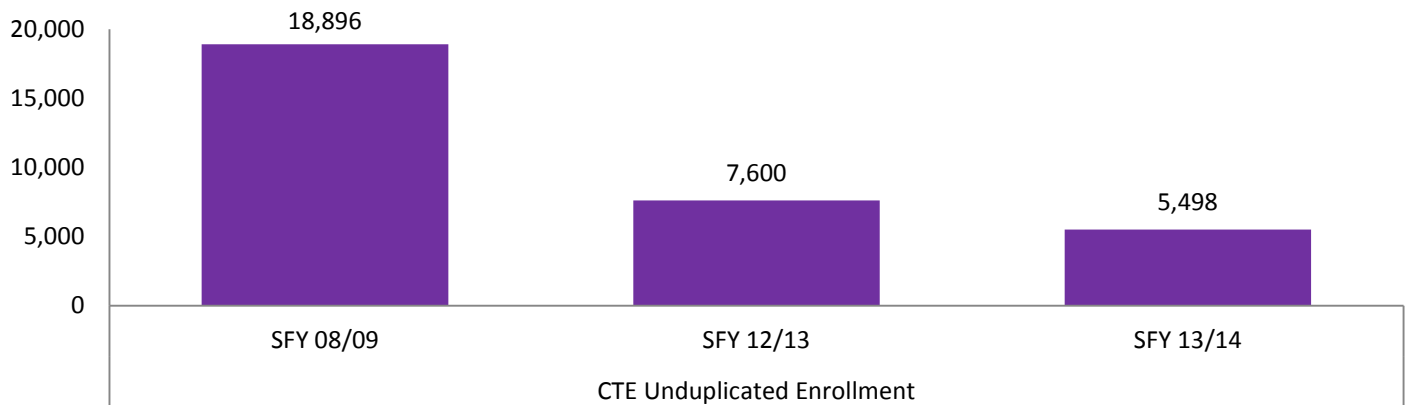
**CAREER TECHNICAL EDUCATION (CTE)**

**NEED**

GAP: Number of unemployed people aged 25 to 64 with less than a high school diploma	28,566
---	--------

GAP: Number of unemployed people aged 20 to 24	40,100
--	--------

**ENROLLMENT**



**PERCENT OF NEED MET**

SFY 08/09	SFY 13/14
27.5%	8.0%

<sup>i</sup> Source for "Need" data comes from the U.S. Census Bureau's 2012 American Community Survey (ACS).