

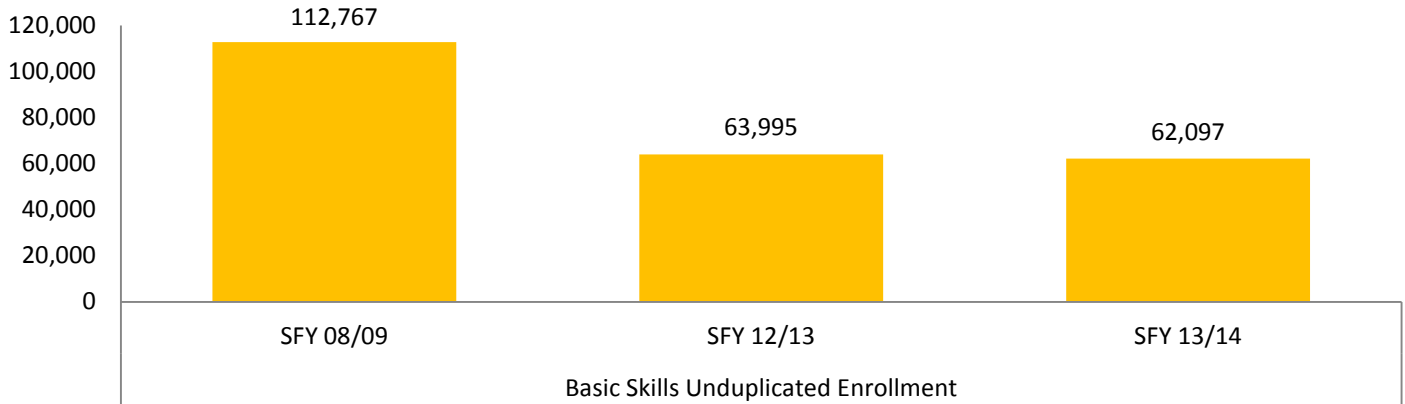


BASIC SKILLS

NEEDⁱ

GAP: Number of people 18 to 24 without a HS Diploma in the region	39,382
GAP: Number of people 25 and over with less than a 9th grade education in the region	177,298
GAP: Number of people 25 and over with at least a 9th grade education, but no diploma in the region	148,767

ENROLLMENT



PERCENT OF NEED MET

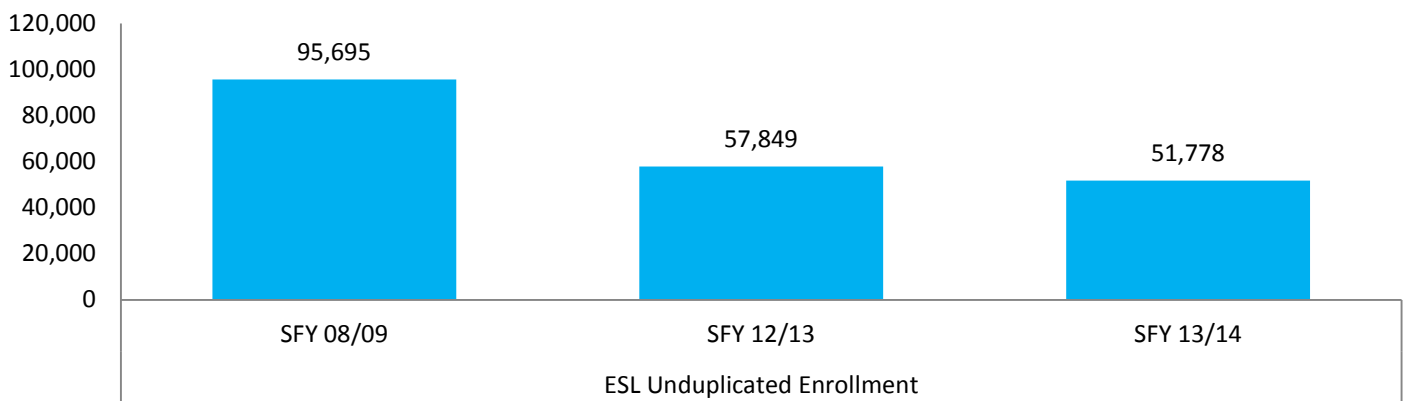
SFY 08/09	SFY 13/14
30.9%	17.0%

ENGLISH AS SECOND LANGUAGE (ESL)

NEED

GAP: Number of people that speak English "less than well" (age 5 & over)	586,890
GAP: Limited English Proficient population, age 16-64 (Los Angeles – Long Beach – Santa Ana)	2,264,513

ENROLLMENT



PERCENT OF NEED MET

SFY 08/09	SFY 13/14
16.3%	8.8%

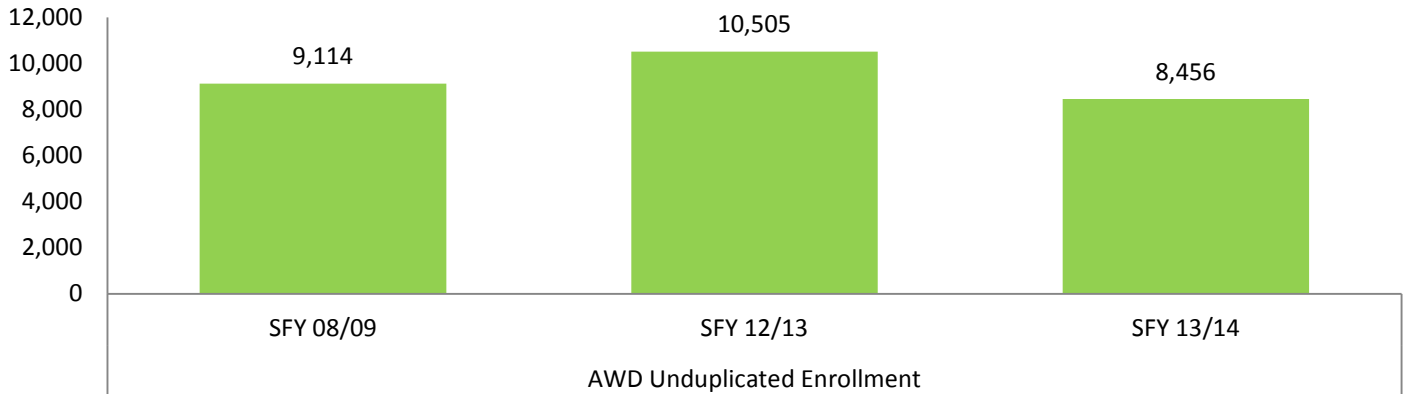


ADULTS WITH DISABILITIES (AWD)

NEED

GAP: Number of people that have a cognitive difficulty	40,100
--	--------

ENROLLMENT



PERCENT OF NEED MET

SFY 08/09	SFY 13/14
22.7%	21.1%

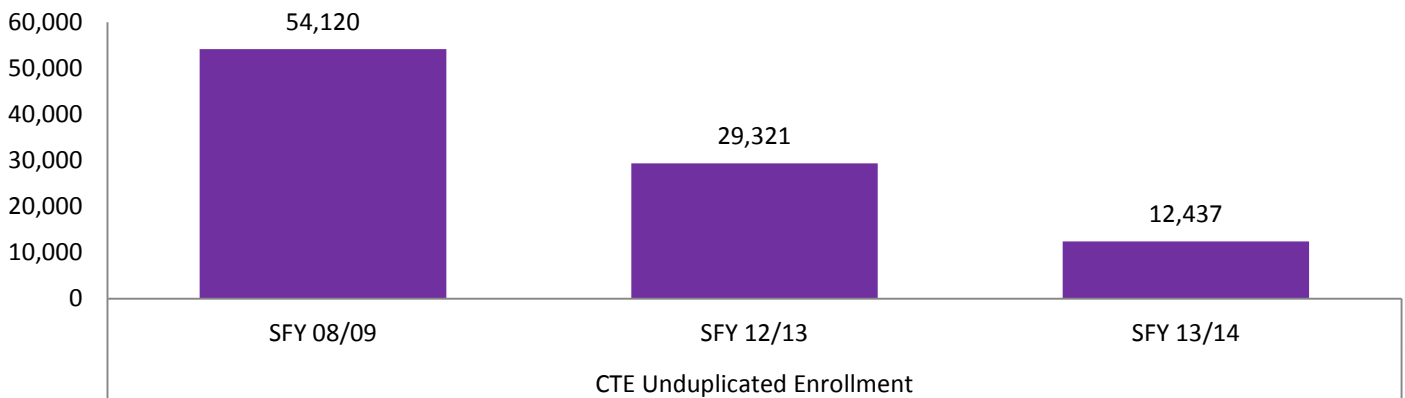
CAREER TECHNICAL EDUCATION (CTE)

NEED

GAP: Number of unemployed people aged 25 to 64 with less than a high school diploma	28,276
---	--------

GAP: Number of unemployed people aged 20 to 24	32,958
--	--------

ENROLLMENT



PERCENT OF NEED MET

SFY 08/09	SFY 13/14
88.4%	20.3%

ⁱ Source for "Need" data comes from the U.S. Census Bureau's 2012 American Community Survey (ACS).