

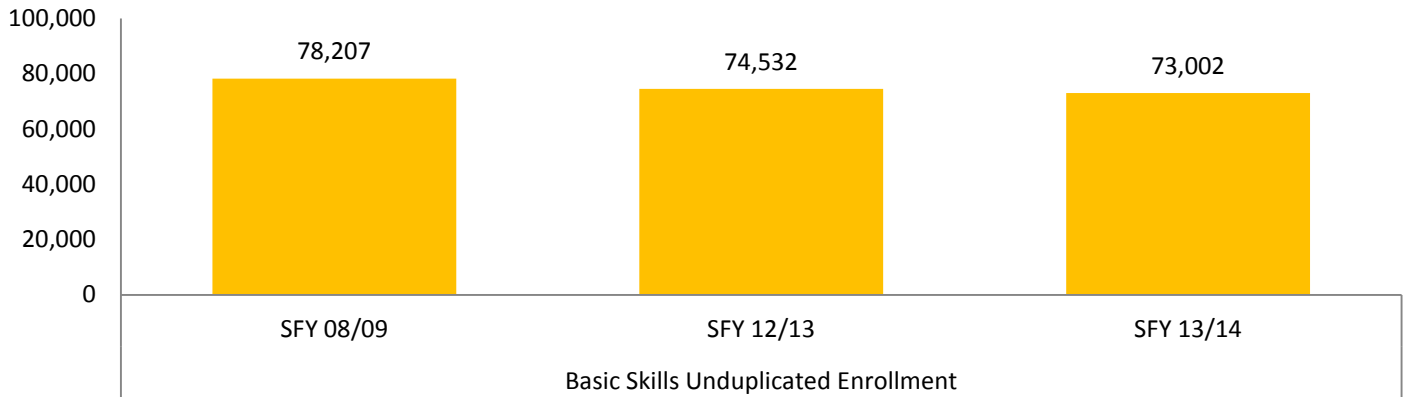


BASIC SKILLS

NEEDⁱ

GAP: Number of people 18 to 24 without a HS Diploma in the region	41,054
GAP: Number of people 25 and over with less than a 9th grade education in the region	205,188
GAP: Number of people 25 and over with at least a 9th grade education, but no diploma in the region	164,206

ENROLLMENT



PERCENT OF NEED MET

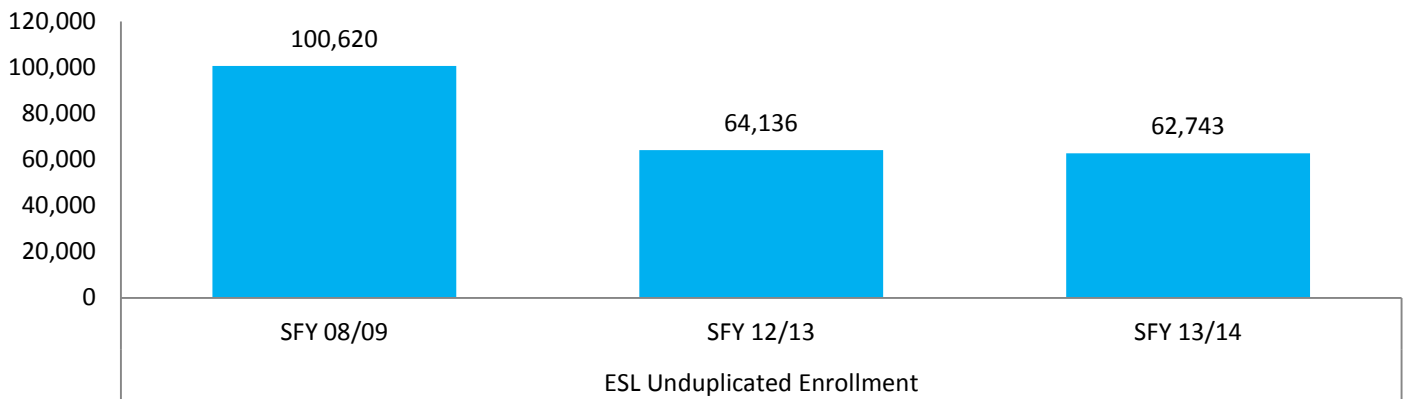
SFY 08/09	SFY 13/14
19.1%	17.8%

ENGLISH AS SECOND LANGUAGE (ESL)

NEED

GAP: Number of people that speak English "less than well" (age 5 & over)	718,803
GAP: Limited English Proficient population, age 16-64 (San Francisco – Oakland – Fremont)	557,878

ENROLLMENT



PERCENT OF NEED MET

SFY 08/09	SFY 13/14
14.0%	8.7%

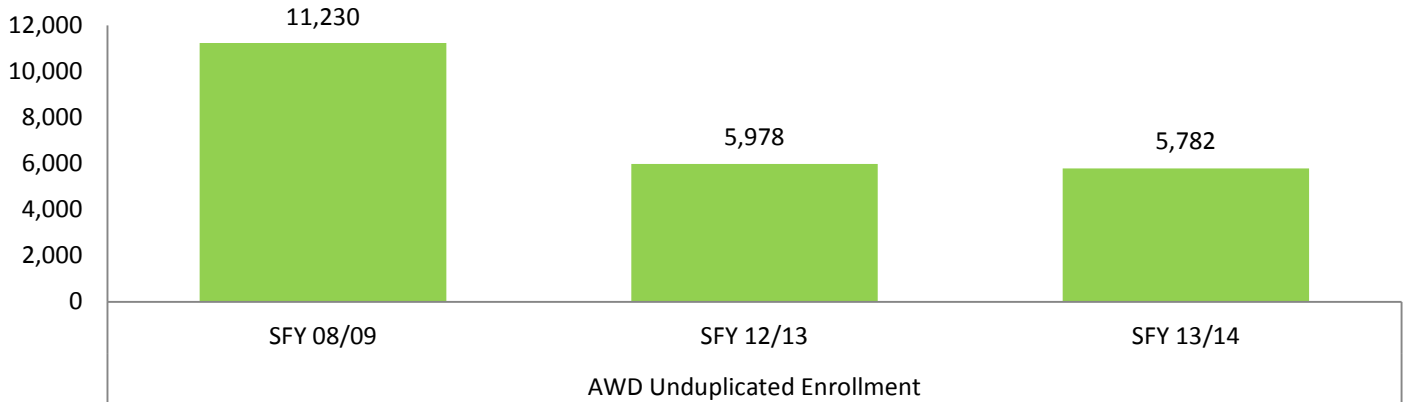


ADULTS WITH DISABILITIES (AWD)

NEED

GAP: Number of people that have a cognitive difficulty 86,311

ENROLLMENT



PERCENT OF NEED MET

SFY 08/09	SFY 13/14
13.0%	6.7%

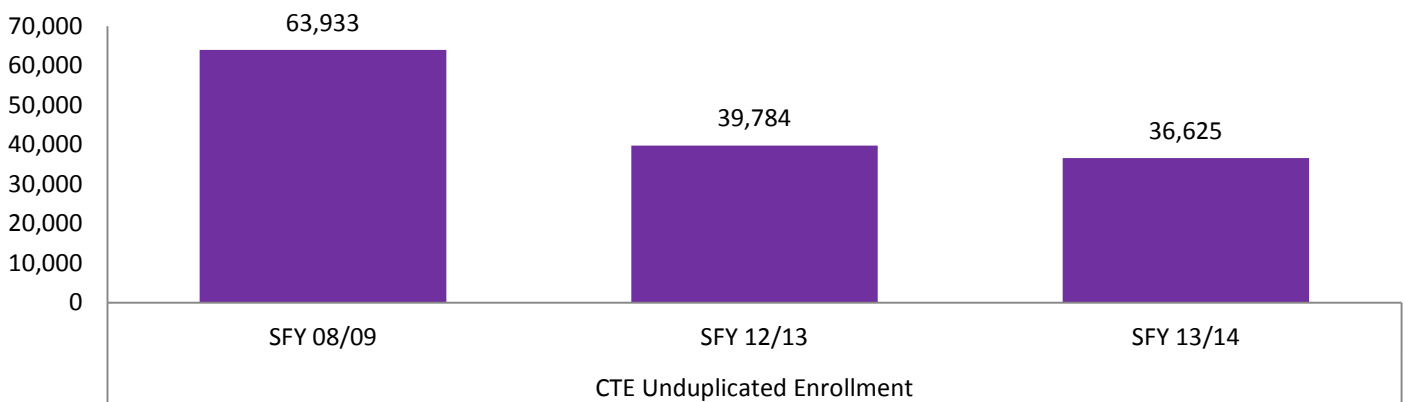
CAREER TECHNICAL EDUCATION (CTE)

NEED

GAP: Number of unemployed people aged 25 to 64 with less than a high school diploma 33,123

GAP: Number of unemployed people aged 20 to 24 41,184

ENROLLMENT



PERCENT OF NEED MET

SFY 08/09	SFY 13/14
86.0%	49.3%

ⁱ Source for "Need" data comes from the U.S. Census Bureau's 2012 American Community Survey (ACS).